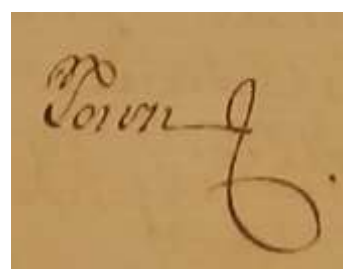
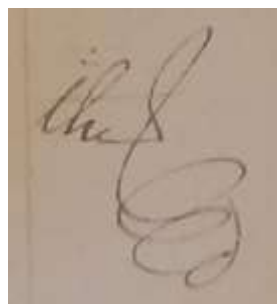
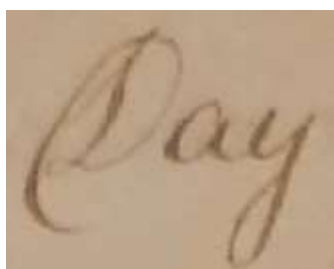


## Calligraphy Class 4

Finally, we will be looking at flourished handwriting, and the different ways you can flourish letters. Take a look at some examples from Wick Burgh Minutes (BW/1/4) below.



Write down what letters are flourished in each example, and what the words are if you can read them.

---

---

---

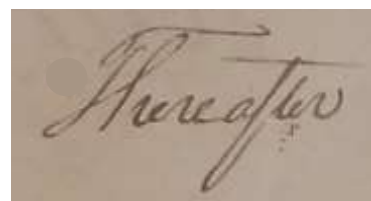
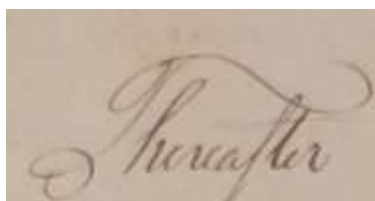
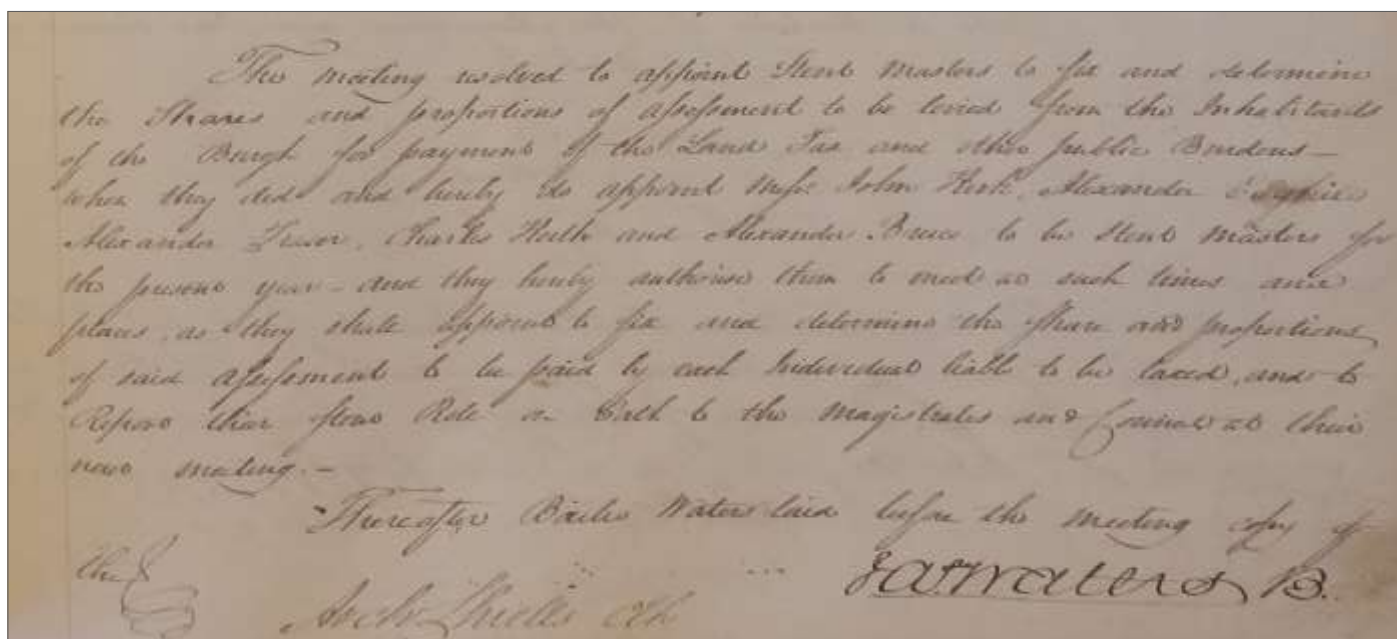
As you can see from each example, there are many ways of flourishing different letters. Can you think of any other ways you could flourish the words in the examples?

---

---

# Calligraphy Exercise

We have extracted some flourished words from BW/1/4 which all start with the same letter. Does where they appear in the document make a difference to how flourished they are? Write your thoughts below.

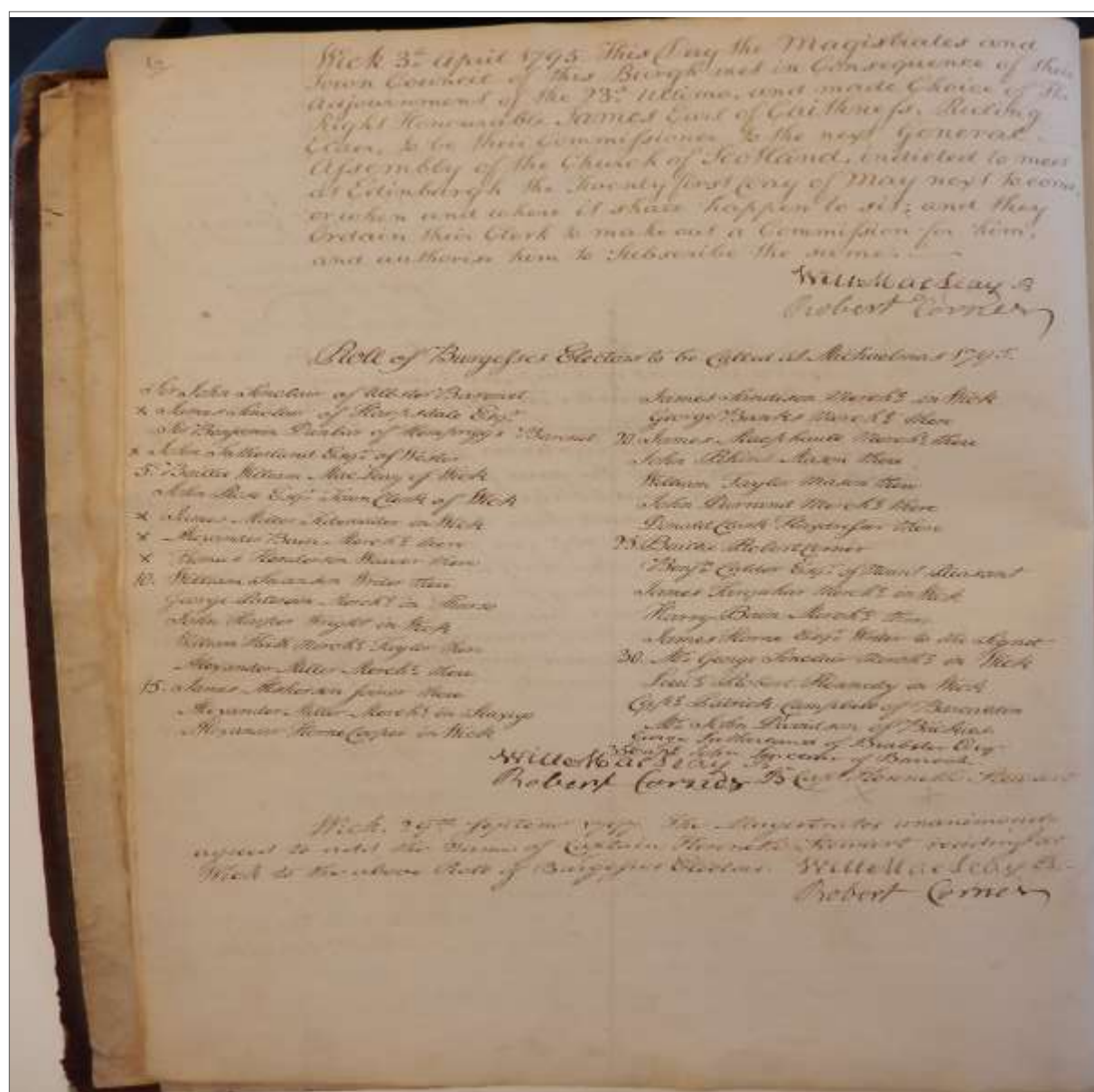


# Calligraphy Example

Take a look at this page from BW/1/4 which lists the Roll of Burgess Electors to be Called at Michaelmas. It's unlikely you've seen or heard of these terms before.

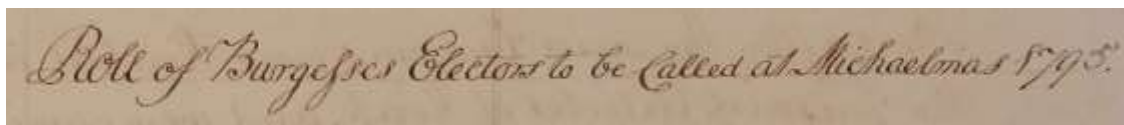
**Burgess**— This is a Title which meant the person was a freemen of a burgh. It was an honour given to a valued member of the community.

**Michaelmas**— Occurring on the 29th September each year, and originally called Michael's Mass, it's associated with the shorter days of Autumn.



# Calligraphy Exercise

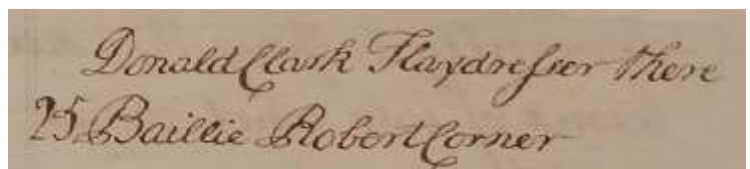
As you can see from the examples below, this page has a lot more varied flourishing of words and letters. Look over them, and note down anything you notice—do the titles, or jobs have more flourishes than the names? Do you think some letters are easier to add flourishes to than others?



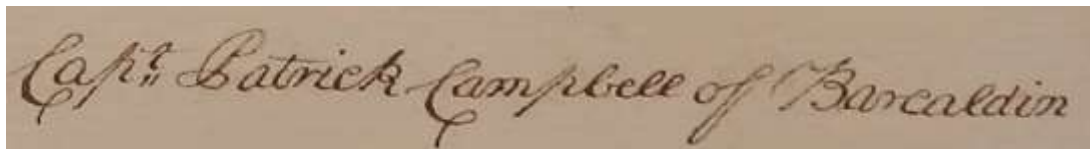
Roll of Burgeses Electors to be Called at Michaelmas 1795.



Harry Bain Merch<sup>t</sup> there  
James Horne Esq<sup>r</sup> Writer to



Donald Clark Haydrefier there  
W. Baillie Robert Corner



Capt<sup>t</sup> Patrick Campbell of Barcaldin

---

---

---

---

---

---

---

---

## *Calligraphy Review*

Look back through all the previous examples, write all the different ways each letter is flourished. Compare them and see which you like best. Experiment with creating your own flourishes.



---

---

---

---

---